

Gorilla Safaris Company

A large gorilla stands in the foreground of a lush, green forest, looking directly at the camera. Its dark, shaggy fur is prominent. In the background, another gorilla is seen climbing a thin tree trunk, partially obscured by the foliage. The forest is dense with tall, thin trees and various green plants on the ground.

THE COMPLETE GUIDE TO
 GORILLA TRACKING



Gorilla tracking experience

On your way

You've been up since the sun rose and it is now glowing calmly on the Virunga Volcanoes, casting a heart-warming light over the rainforest and deep shadows into the mountains. Following the lead of your expert guide, you trudge meaningfully and carefully through dense forest, navigating trails and untrodden land.

Your guide pulls back one last branch, reminiscent of a compare in the theatre, and you find yourself introduced to a creature that appears so unequivocally human, your heart doesn't know whether to skip a beat or pound twice as hard.

Eye Contact

Face to face encounters with gorillas are humbling, emotional and a real privilege. There is a feeling of mutual understanding as you watch them in their own home, going about their daily business. Youngsters will often show off to forest new-comers,

literally jumping for joy at having someone fresh to demonstrate their motor skills to. Silverbacks may beat their chests as a sign of dominance or even charge, an exhilarating experience! They may sit peacefully as a family, chomping on bamboo and grooming each other, watching you with the same intrigue you are showing them. Gorilla trekking is often referred to as 'the most memorable experience in the world' and we can honestly say you'll understand why.

Time to leave

You have one hour with the gorillas each time you track them and it never feels enough. This is why we always recommend two treks. A second time allows you to put the camera down. You can track a different family, trek a different area of the park or cross the border and track them in a different country. No two gorilla experiences are ever the same.

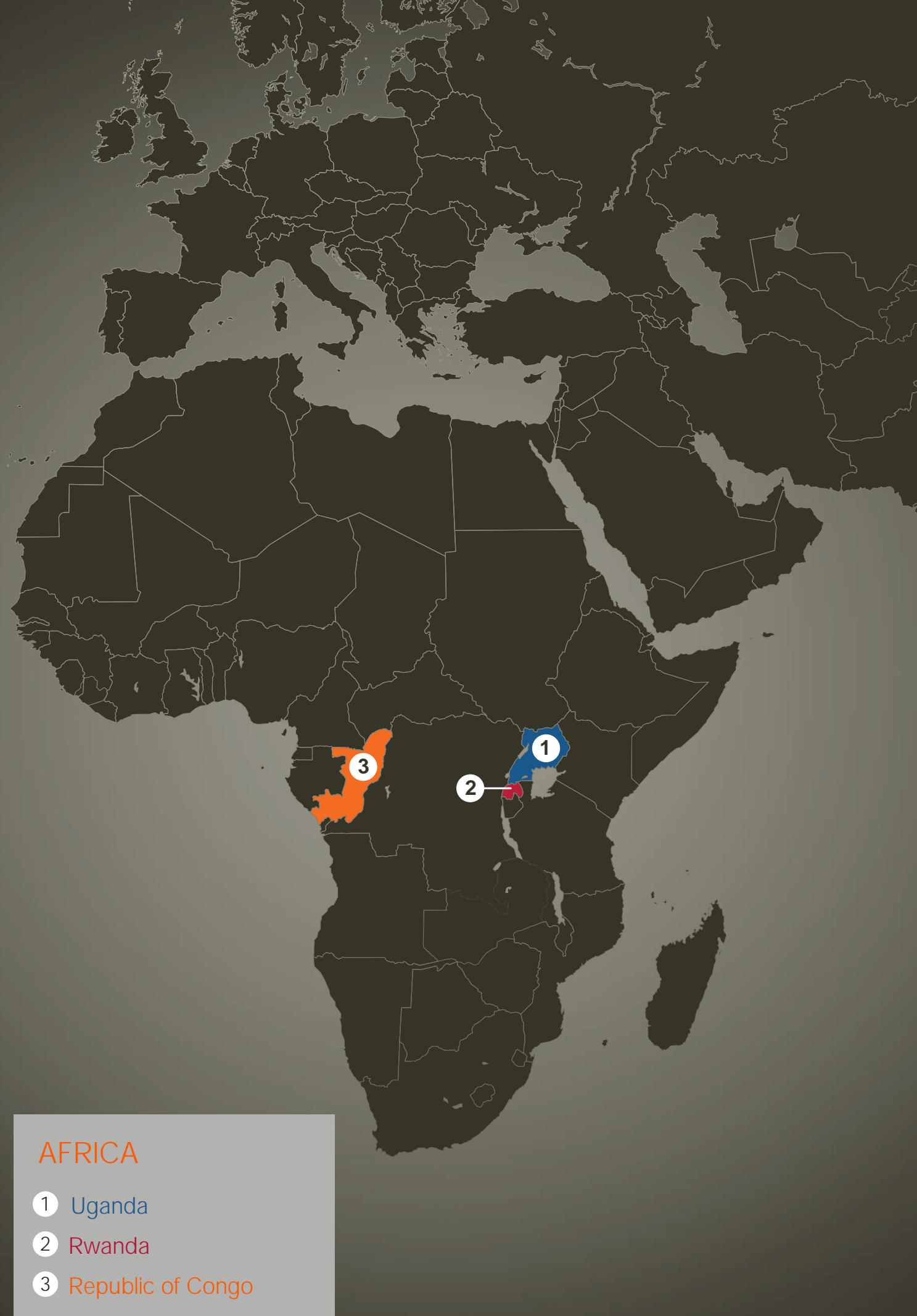
Time to leave comes too early, and you follow the trail back to your

cosy mountain lodge. Evenings in the mountains can be spent sharing your stories and photos of the day in front of a camp-fire, drink in hand. Wrap yourself in a warm blanket to protect yourself from the cool mountain air and settle into your seat. No other wildlife encounter can match the awe-inspiring experience that is mountain gorilla tracking and now that you know this, you'll want nothing more than to talk about it.

Unique to you

The gorillas are wild animals; their behaviour is not predictable or controlled in any way. By tracking them, you are opening the doorway into their home and seeing them in their natural environment. You may witness knuckle walking, eating, playing, grunting, sleeping and it will be totally unique to your trip.

These animals are sadly quite literally on the brink of extinction, gorilla tracking is for sure a life-changing and once-in-a-lifetime experience.



AFRICA

1 Uganda

2 Rwanda

3 Republic of Congo

Where is the best place to see the gorillas?

Gorilla tracking is a niche activity that can be done only in Uganda, Rwanda and the Republic of Congo at present. Each area is unique and you are guaranteed to have an incredible experience in any of these destinations. They are all different so we have listed out some of the best bits and the downsides for each to help give you an idea of where is best for you.



The best bits

- Two national parks in which you can track the gorillas.
- Longer treks can mean you see more of the national parks by foot.
- Combine your gorilla tracking with chimpanzee tracking.
- See the tree-climbing lions of Ishasha.
- Embark on game drives and see more African wildlife.
- Excellent accommodation options.
- Can easily be combined with other African destinations for more wildlife, or beach options.
- Real sense of adventure during your trek.

Downside

- Slightly harder trekking than in neighbouring Rwanda. The terrain can be steep and the vegetation thick. Be prepared to work for your gorillas, but once you are there, it is even more satisfying!
- Can involve very long drives, depending on the park in which you are tracking.



The best bits

- Terrain here is less steep and dense, and treks are generally shorter, making it an easier destination than Uganda.
- Known to lend itself to slightly clearer conditions for photography.
- Combine gorilla tracking with golden monkey tracking.
- Dramatic backdrops include the stunning Virunga Volcano chain drifting off into the distance.
- Great for short gorilla tracking safaris, for those with limited time.
- Easily combined with Uganda, Kenya, or Tanzania for more wildlife, and beach options.

Downside

- Gorilla permits are more expensive than in neighbouring Uganda (US\$750 per person)
- The tracking can be a little too easy depending on where the gorillas are.
- Not much opportunity to see traditional African wildlife and game.



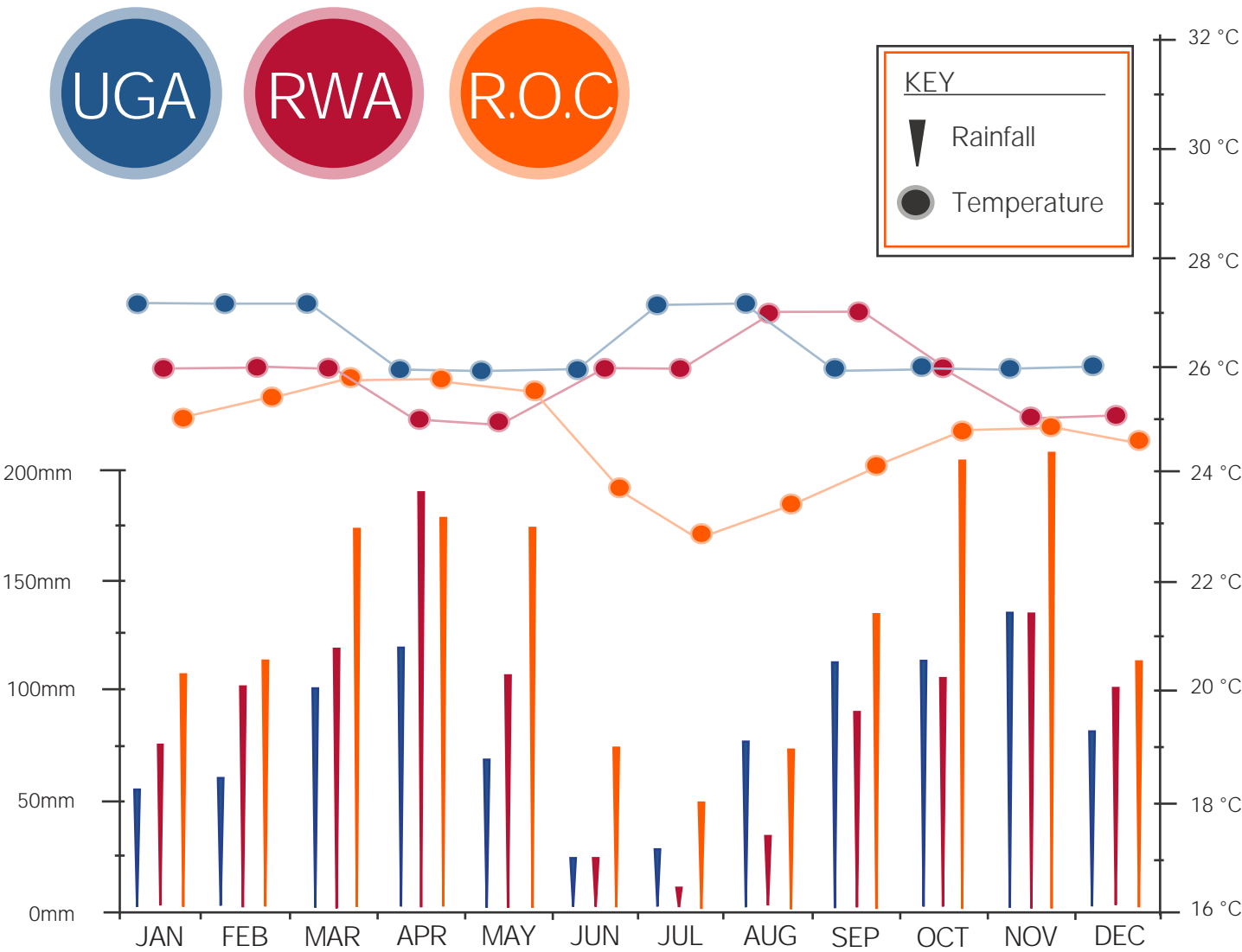
The best bits

- Opportunity to track lowland gorillas and wild chimpanzees.
- May be able to photograph the gorillas with forest elephants and sitatunga.
- A real 'into the wild' experience on relatively uncharted territory.
- Can also meet the Ba'Aka tribes and learn how they hunt.
- Visit local villages and learn their way of life.
- Chance to spot unusual primates including galagos and pottos.
- Enjoy pirogue rides.
- Not a popular tourist destination, so you are unlikely to meet any crowds.

Downside

- Lowland gorillas, unlike their mountain cousins, will often keep moving throughout the day, meaning treks can be long, and through dense vegetation.
- Not much choice when it comes to accommodation (luckily both the camps are really nice).
- Access is via long and sometimes uncomfortable

Weather chart



Best time to go gorilla tracking in Uganda



Best time to go gorilla tracking in Rwanda



Best time to go gorilla tracking in Republic of Congo



Key



When to go

Uganda & Rwanda

You can track gorillas at any time of the year, especially in Uganda and Rwanda. The rainy seasons of March to May, and October to November, do make it slightly harder work under foot as conditions get muddy. These times, however, are often great for photography as the overcast conditions provide better lighting and the vegetation is more vibrant.

For our favourite times, stick to the shoulder seasons of February and September. During these months you are out of the peak season which makes it quieter and you can also combine a fantastic extension to Kenya or Tanzania for the migration, again avoiding the peak holiday months making for much better quality sightings.

Republic of Congo

Our safaris to track lowland gorillas in the Republic of Congo depart between May and December. The long dry season is May to August which generally brings light skies and easier terrain, but is perhaps more difficult for photography with bright overhead light. The short dry season, January to February, is similar. The long wet season and short wet season (September to December and March to April respectively), bring more challenging and unpredictable terrain, alongside some incredible photo opportunities under cloudy skies and impressive thunderstorms.

The Congo is never 'busy' so you don't have to avoid the peak travel times. You will need to discuss with us the best time for you to travel to the R.O.C.

Permits

What they are

To track the mountain gorillas in Uganda and Rwanda, or the lowland gorillas in the Republic of Congo, you need a permit. These permits are purchased on a per person, per trek basis and a percentage of each permit goes back into the local community and park infrastructure.

How to get them

We can organise your gorilla permits for you as doing it direct with the park can be hard work. We do not charge a commission on this, permit costs are the same whether through us or direct with the national park.

How many to get

We recommend you track the gorillas twice and hence buy two permits. This is for a number of reasons:

- The first time you will often spend most of your time behind the lens of your camera, so the second time you can relax and enjoy the experience.
- You can track two families.
- As a backup just in-case you do not see the gorillas on one of your attempts.
- You can even track once in Uganda and once in Rwanda to compare the two.
- No tracking experience is ever the same.

Costs

Costs are per person, per permit.

In Uganda

Permits cost US\$600, apart from May and November when the cost is cut to \$350 per permit.

In Rwanda

Permits cost US\$750 year round.

In the Congo

The cost of your permit is included with your accommodation and overall safari cost.

Gorilla Fact



A lowland gorilla can range over a number of miles every day whereas its cousins, the mountain gorillas, tend to not be quite so restless meaning they are slightly easier to track in the wild.

Gorilla tracking rules

It is important that all gorilla tracking participants familiarise themselves with the following regulations and rules of conduct:

- Only a specific number of gorilla tracking permits are available each day and therefore they must be booked well in advance.
- You must take the appropriate clothing and equipment for tracking the gorillas. We will send you a packing list.
- Gorilla tracking is limited to people aged 15 or above.
- Only visitors in good health at time of tracking will be permitted.
- Tracking of gorillas can be denied at short notice due to security.
- You are tracking wild animals and therefore the purchase of a gorilla permit does not guarantee seeing them.
- Keep a minimum distance of 7 metres at all times from the gorillas.
- Flash photography is not allowed. Personal video recorders are permitted. Avoid taking an excessive number of photos.
- You must, at all times, follow the instructions of your guide. He is in contact with the gorillas every day and understands them well. Always remain in a quiet, compact group behind the guide, who will attempt to position you in such a way that the dominant male of the group can see you at all times.
- If the dominant male gorilla (usually a silverback) approaches very closely, or if he charges, it is very important that you do not move backwards. Remain exactly where you are, look downward, and adopt a submissive, crouched posture.
- Never make any sudden moves or loud noises.
- If a young gorilla approaches, never make any move to touch it. Your guide, in certain instances, may take steps to discourage a youngster from trying to touch you, as this could create a threatening situation with the dominant male.
- If a gorilla stares at you, look away or down.
- Each gorilla family may be visited only once each day, during the morning hours.
- All gorilla visits are limited to a maximum number of eight people per gorilla family for a maximum length of one hour. Due to the already-limited number of individuals allowed to visit the gorillas each day it is not possible to do gorilla tracking on a private basis.
- Smoking, eating, and/or drinking are not permitted within 200 metres of a gorilla family. Please avoid smoking at any time.
- It is prohibited to destroy any vegetation unnecessarily and to make open fires in the national parks and reserves. The flora and fauna of national parks and reserves are strictly protected.
- All visitors must carry their own litter with them out of the park or reserve, leaving nothing behind.

Gorilla Fact



Mountain gorillas cannot be successfully bred in zoos whilst their cousins, lowland gorillas can.

Photography Tips

Photographing the gorillas can be difficult due to light conditions and proximity, as well as your limited time with them. The likelihood is that you will not have shot in these conditions before so it is important to be as prepared as possible to get the best photos and memories from your experience. Make sure you enjoy it too, focus on the experience and your images will be great. Don't be a photo-trophy hunter!

Use a porter. Porters are a small cost and will help carry your equipment and assist you on your trek. This makes your trek more enjoyable and gives them work.

Be watertight. Make sure you have waterproof bags or covers for your camera. It may rain which would result in amazing photos, if you can keep your equipment dry!

Which camera? The body of your camera is totally up to you. We

recommend a digital SLR that can shoot at a high ISO as you will probably have to shoot in quite low light at times. 800 or above is good, similar to what you would use if you were shooting indoors without a flash. A bonus point is having inbuilt stability as you cannot bring tripods or monopods.

Which lens? You will be at least 7 metres from the gorillas at all times. We recommend a 24-70mm and a 70-200mm lens, as well as a 200-400mm if possible. A 100-400mm would also be a good option with a tele-converter (1.4).

Flash. Do not use flash.

Accessorise. Bring your chargers and plenty of spare batteries. Keep everything as charged as possible throughout the trip. Make sure you have additional storage cards to what you think you need.

Downloading images. Leave a laptop back at the lodge so you can download and enjoy your images after your trek.

Frequently Asked Questions

Can I track the gorillas if I am feeling unwell?

No. Gorillas are susceptible to human disease and even something minor to us can be fatal to them. Take care of your health prior to your safari to try and avoid getting sick. You must warn your guide if you are feeling unwell.

How big are the gorilla tracking groups?

There is a maximum of 8 people per gorilla tracking group in Rwanda and Uganda.

How far is my accommodation to the gorilla park headquarters?

You will be located within easy access of the park headquarters, but the distance will depend on which accommodation you opt for. The distance to the headquarters will vary from a one minute walk to an hour's drive.

How fit do I need to be to track the gorillas?

Gorilla tracking excursions can vary in length and difficulty. It is possible that you will spend anything from

40 minutes to 7 hours tracking through the rainforest and you can reach altitudes of up to 6,500 feet above sea level. Anyone with a reasonable fitness level should be okay, but you must remember that paths can be slippery and steep and the foliage thick.

The terrain is a little more difficult in Uganda than it is in Rwanda. You can take your time, and don't worry if your group is slow, you will still have a full hour with the gorillas.

How long can I spend with the gorillas?

Upon seeing the gorillas you will have just one hour with them. We recommend you track them at least twice. The second time you often feel you can put the camera down and really enjoy the experience.

What is the minimum age for tracking gorillas?

15 years. It may be possible for a younger child to be cared for at your lodge whilst you are tracking gorillas.

Will I definitely see the gorillas?

These are wild animals so there are no guarantees, but it is highly unlikely you won't see them. In all our years of operating in these regions, we have had just one client unsuccessful, and she tracked them twice, getting some amazing sightings the second time.

Guides are trained in locating the gorillas and will know where they were the day before, as well as their movement habits.

What do I need to wear?

We will provide you with a packing list on booking. A few essentials include gardening gloves to help with spikey vegetation, worn in sturdy hiking boots and a waterproof, windproof, breathable jacket. Whilst out tracking gorillas you will want to wear natural / khaki coloured clothing, preferably quick drying and moisture wicking.

Bring a smaller backpack for trekking that you can fit extra layers in, as well as your camera equipment etc.

We are the
tour operator
of choice for
top wildlife
photographers.

A large gorilla with dark black fur is the central focus, sitting and looking upwards and to the right. The background is a dense, out-of-focus forest with many thin, vertical tree trunks and green foliage. The lighting is soft and natural, highlighting the texture of the gorilla's fur.

Gorilla Conservation & Tourism

There are four subspecies of gorilla; mountain gorillas, western lowland gorillas, eastern lowland gorillas (Grauer's gorillas) and cross river gorillas.

There are just 880 mountain gorillas left living in the wild now, spread between Uganda, Rwanda and the Democratic Republic of Congo (DRC) within the Virunga Volcanoes Massif. Western lowland gorillas are the most populous, with a population of possibly 100,000 thought to be living throughout the low, tropical forests of central Africa. Eastern lowland gorillas have a dwindling population of fewer than 8,500 throughout the DRC and the least known sub-species, the cross river gorilla, which is found only in western Cameroon and south-eastern Nigeria, has approximately 250 remaining in the wild.

With the land around the homes of these animals being densely populated, their threats for survival are real and include poaching, disease and habitat loss.

The Gorilla Doctors

For a number of years now we have supported the Mountain Gorilla Veterinary Project, now known as The Gorilla Doctors. The Gorilla Doctors work under ridiculously difficult conditions throughout Uganda, Rwanda and the DRC, monitoring the gorilla groups on a daily basis and ensuring the health and well-being of the individual family members.

The Gorilla Doctors work in distressing and dangerous situations. Poachers may be present and gorillas need careful handling to avoid confrontation. They stage medical interventions where human-induced disease or trauma threatens the lives of the gorillas and care for gorillas orphaned due to poaching. They have recognised that the health of these amazing, human-like animals is inextricably linked to the well-being of the forest eco-system and work beyond the call of duty to help as much as they can.

Tourism

By visiting these areas and purchasing gorilla tracking permits, you are helping fund an increase in gorilla populations. By hiring a porter for your trek or buying from local communities you are also helping locals to earn honest living. It is without doubt that it is the Gorilla Doctors as well as wildlife tourism that has contributed to the increase in gorilla populations throughout this Central African region. Donations no matter how large or small go a long way to assisting the protection of some of our closest relatives.

Where to stay

Our favourite Uganda lodges:

From the Buhoma sector (northern Bwindi), the top lodge has to be either Gorilla Forest Camp or Bwindi Lodge. Gorilla Forest Camp is more of a traditional in style, located in the forest but with a nice big bath-tub to warm up in following your treks. Bwindi Lodge has permanent ‘bandas’ with balconies affording incredible views. At both lodges on occasions you get gorillas visiting you within the grounds.

From Nkuringo (southern Bwindi), the best choice is Clouds Mountain Gorilla Lodge; a lovely property with large rooms but providing slightly harder gorilla tracking.

Our favourite Rwanda lodges:

Purely down to location, it has to be the dramatic Virunga Lodge. Located at 2,300m with 360 degree views, this is pretty unbeatable, however you have a 30-40 minute drive to the park headquarters. A closer option is the cosy Sabyinyo Silverback Lodge. Located only a 10 minute drive from the park headquarters you have ease of access but the views are not quite as impressive and it’s a bit more pricey.

Our favourite Congo lodges:

You don’t really have much choice here but they are lovely camps. The sister camps of Lango and Ngaga are located in the tropical forests of Odzala National Park and provide access to tracking some of the only habituated western lowland gorilla groups in the world.



Uganda Top Lodges



Gorilla Forest Camp
A luxurious tented lodge with great food, access to the park and views into the Bwindi Forest.

From £360/\$595 Based on high season per person, per night rate.



Bwindi Lodge
A stylish and comfy eco-lodge with just 8 bandas, each with amazing views and bush showers.

From £170/\$280 Based on high season per person, per night rate.



Clouds Mountain Gorilla Lodge
A sumptuous lodge with excellent views, very attentive service and a strong focus on cuisine.

From £335/\$585 Based on high season per person, per night rate.

Rwanda Top Lodges



Virunga Lodge
On a hillside with breathtaking views, this is a firm favourite with just 8 guest bandas.

From £425/\$700 Based on high season per person, per night rate.



Sabyinyo Silverback Lodge
A boutique property, home to the most luxurious lodging in the area with a contemporary style.

From £510/\$840 Based on high season per person, per night rate.



Jack Hanna's Cottage
A luxurious private guesthouse with 2 bedrooms at the base of the Virunga Volcano Range.

From £175/\$290 Based on high season per person, per night rate.

Republic of Congo Top Lodges




Lango Camp
A remote, intimate and secluded camp with 6 guest rooms nestled in the dense surrounding forest.

N/A This camp is not available on a per night basis.



Ngaga Camp
Rustic and sustainable, this wonderful camp is inspired by the designs of local Ba’Aka groups.

N/A This camp is not available on a per night basis.



Day 1

Arrive Entebbe

You will be met by your guide and private vehicle and transferred to your guesthouse. Here you will have time to relax by the pool and explore the rainforest gardens in which there are numerous bird species, as well as black and white colobus and vervet monkeys.

Day 2

Entebbe - Bwindi Forest

This morning you will be picked up from your hotel to fly to Bwindi by charter flight. This short flight cuts out the 12 hour drive that is otherwise necessary to get to the park. On arrival you will be transferred to your luxury lodge. Relax, admire the views and prepare yourself for your first gorilla trek in the morning.

Day 3

Bwindi Forest

The next two days may be amongst the most exciting and challenging of any safari! The mountain gorillas in Bwindi are part of a worldwide population of just 880 individuals. The gorillas we are allowed to track belong to one of only a few habituated family groups. For up to five years each, these groups have undergone an extremely delicate

process that has gradually brought them to tolerate the presence of humans for a brief period every day and allowed a few privileged visitors to interact with them in the wild. The gorillas are by no means tame, and are completely wild. Experienced guides will accompany you on your tracking, many of who have been involved in the habituation process themselves. The guides will use their knowledge of the gorillas' habits and information from the previous day to locate the group's whereabouts.

Day 4


Bwindi Forest

Your second day of gorilla tracking. A fantastic experience and one that we recommend you make the most of. Ideally try and spend as little time today behind the lens of your camera as possible so you can fully appreciate this once-in-a-lifetime experience. This evening relax back at your lodge and reminisce on the adventures of the last few days.

Day 5

Bwindi Forest - Entebbe

Today you transfer to the airstrip in time for your internal flight back to Entebbe. From here you can catch your international flight back home, or transfer to your next destination.



Day 1

Arrive - Volcanoes National Park

Today you arrive in Rwanda, where you are met at the Gregoire Kayibanda International Airport, and taken to a nearby hotel for welcome drinks and a briefing. After lunch, you travel north to Ruhengeri and the Volcanoes National Park. This two hour drive undulates over Rwanda's extremely hilly and picturesque countryside, and as you near the end of your journey, you will (weather permitting) begin to catch glimpses of the Virungas - a chain of 9 impossibly steep and lofty volcanoes straddling the western branch of the Rift Valley from east to west.

will be allowed a maximum of one hour with them. This is one of the world's truly memorable experiences - a look into one of these magnificent creatures' eyes brings home the bond that exists between them and us. It also brings home the poignant fact that they are on the edge of extinction, and that your presence here contributes to ensuring their continued survival.

On the first afternoon, there may be an opportunity to visit the local communities or take a drive out to the scenic Lakes Bulera and Ruhondo. On the second afternoon, you transfer back to Kigali.

Days 2-3

Volcanoes National Park

The next two days are spent tracking the mountain gorillas. The mountain gorillas in Rwanda are part of a worldwide population of just 880 individuals. The gorillas we are allowed to track belong to one of the habituated family groups. For up to five years each, these groups have undergone an extremely delicate process that has gradually brought them to tolerate the presence of humans for a brief period every day and allowed a few privileged visitors to interact with them in the wild.

Kigali - Depart

This morning you take a city tour of Kigali, and for those who wish to, there is the opportunity to visit the Kigali Genocide Memorial Centre. The centre in Kigali was created by a joint partnership of the Kigali City Council and the UK-based Aegis Trust. It contains a permanent and extremely moving exhibition of the Rwandan genocide and an exhibition of other genocides around the world.

You then relax for the rest of the day to prepare for your flight out. From here you can catch your international flight back home, or transfer to your next destination.

Once the gorillas are located, your group

5 DAY UGANDA FLY-IN SAFARI


From £2,395 per person,
excluding international flights
and including all meals.

- Short safari for those with time restrictions.
- Luxurious accommodation.
- Two opportunities to track mountain gorillas in Uganda.
- No long drives.
- Can easily be extended to explore other destinations.

4 DAY GORILLA SAFARI IN RWANDA

From £1,995 per person,
excluding international flights
and including all meals.

- A short safari for those with time restrictions.
- Two opportunities to track the mountain gorillas of Rwanda.
- Visit the Kigali Genocide Memorial.
- Easily combined with Kenya or Tanzania for more wildlife, or some beach relaxation.



© Richard Denyer

ULTIMATE UGANDA & RWANDA SAFARI

From £7,050 per person,
excluding international flights.
and including all meals.

- Track mountain gorillas in Uganda and Rwanda.
- Track chimpanzees.
- Meet the tree-climbing lions of Ishasha.
- Game drives in Queen Elizabeth National Park.
- Luxurious accommodation.

Day 1

Arrive Entebbe

You will be met by your guide and private vehicle and transferred to your guesthouse.

Day 2

Entebbe - Kibale Forest

Transfer to your lodge in the Kibale Forest through the verdant hillsides of Uganda.

Day 3

Kibale Forest

In the morning track the 120 habituated chimpanzees of Kibale Forest. Visit the Bigodi Wetland Sanctuary in the afternoon which is home to 8 primate species.

Day 4

Kibale Forest - Queen Elizabeth National Park

Transfer to Queen Elizabeth National Park.

Days 5-7

Queen Elizabeth National Park

Explore both the Mweya and Ishasha sectors of QENP. Enjoy game drives, night drives and boat cruises and witness some incredible wildlife, from the tree-climbing lions of Ishasha to one of the largest hippo concentrations in the world.

Day 8

Queen Elizabeth National Park - Bwindi Forest

Transfer to Bwindi via stunning game drive and have the opportunity to meet the Batwa communities in the afternoon.

Days 9-10

Bwindi Forest

These two days are spent tracking the mountain gorillas of Uganda, and enjoying forest walks and waterfall exploration.

Day 11

Bwindi Forest - Volcanoes NP

Transfer to Volcanoes National Park in Rwanda via incredible game drive.

Days 12-14


Volcanoes National Park

Spend two days tracking the gorillas and visiting the amazing Mountain Gorilla Veterinary Project. On the third day, track the endearing golden monkeys.

Day 15

Volcanoes - Depart

After breakfast, transfer to Kigali Airport for your flight back home or to your next safari or beach destination.



Day 1

Arrive Brazzaville

You will be met by your guide and private vehicle and transferred to the airport.

Day 2

Brazzaville-Ndzehi

Meet your small group and catch private charter to the Mboko Airstrip. Head to your camp, enjoying your first game drive on the way.

Day 3

Ndzehi Concession

Your first gorilla tracking expedition on foot in the morning and a guided forest walk in the late afternoon.

Day 4

Ndzehi Concession

Start your second gorilla tracking experience in the morning and explore the forest trains for mammals and birdlife in the afternoon. Alternatively you can head to the local village or go for night walks in search of galago and potto (tarsier-like primates).

Day 5

Ndzehi - Odzala

Transfer to Odzala in the morning then explore your new surroundings.

Days 6-7

Odzala Kokoua National Park

The next two days are spent exploring the national park via pirogue, and by foot. Watch from hides as elephants enjoy the bai's, enjoy sundowners and enjoy a spot of catch-and-release fishing. You can also embark on night drives to see spotted hyena, golden cat and water chevrotain.

Day 8

Odzala - Brazzaville - Depart

Enjoy breakfast overlooking the bai for one last time before heading, via short game drive, to the Mboko Airstrip for your flight back to Brazzaville. From here you can catch your international flight home, or head onto your next safari destination.

CONGO SMALL GROUP SAFARI

From £5,185 per person,
excluding international flights
and including all meals.

- Limited to 12 guests.
- Track lowland gorillas.
- Track chimpanzees.
- Enjoy traditional pirogue rides.
- Visit local villages.
- Try your hand at some catch and release fishing.



The next step

Contact our team of gorilla safari specialists and design your very own journey into the extraordinary.

More than a gorilla safari

A safari to Uganda, Rwanda or both, entails you travelling to remote areas of the globe. It is possible to dip in and out just to track the mountain gorillas, but if you have the time, there is much more to see in these incredible countries and their neighbours.

Uganda

- Traditional safaris in Queen Elizabeth National Park to see leopards, elephants, hippos, tree-climbing lions and more.
- Primate tracking in Kibale Forest, home to 13 species, including chimpanzees, Colobus monkeys and vervets.
- Chimpanzee trekking at Ngamba Island.
- Golden monkey tracking in Mgahinga Gorilla National Park.
- Great lion vs buffalo action in Kidepo National Park.
- Everything from bungee jumping to white-water rafting in Jinja, the adventure capital.
- See the mighty River Nile.

Rwanda

- Visit the Genocide Memorial Museum in Kigali.
- Jungle treks to American primatologist, Dian Fossey's grave.
- Track golden monkeys.
- Swim, relax or enjoy water-sports at Lake Kivu.
- Track chimpanzees and 12 other primate species in Nyungwe Forest.
- Go birding in Rwanda's oldest national park, Akagera.
- Spot wildlife such as bush pig, bushbuck, black-fronted duiker, elephant and buffalo in Volcanoes National Park.
- Relax in Kibuye, a favourite hideout for Kigali locals.

Further afield

Uganda and Rwanda can both easily be combined with other African destinations for the ultimate safari. Combining with either Kenya or Tanzania works perfectly, and in both those destinations you could:

- Witness the great migration.
- Enjoy game drives, night drives, walking safaris and fly-camping.
- Watch for big cats, such as lion, leopard and cheetah.
- Head to the coast for beach relaxation and water-sports.
- Experience the tribal culture of the Masai.

Get in touch for more detailed information on each destination.